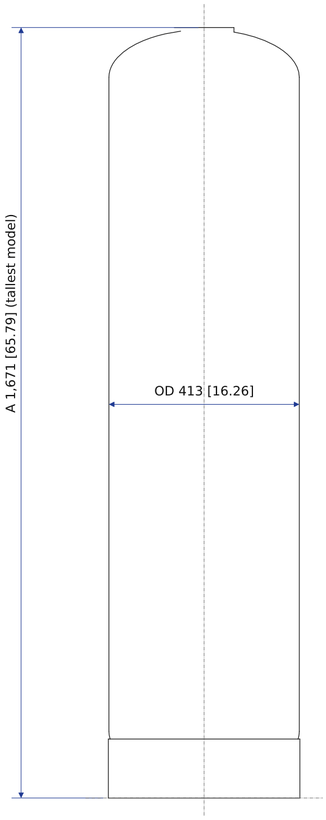

ELEVATION

SCALE 1:10



PLAN

SCALE 1:5 (side ports at 0°)



ISOMETRIC (SCALE 1:6)

MODELS ON THIS DRAWING (Wave Cyber data, dual units mm [in])

MODEL	A mm [in]	VOLUME L [US gal]	DOME L [gal]	WEIGHT kg [lb]
16x65	1,671 [65.79] ±6.0	194 L [51.3 gal]	9.15 L [2.42 gal]	18.6 kg [41.0 lb]
16x52	1,341 [52.80] ±6.0	153 L [40.4 gal]	9.15 L [2.42 gal]	15.8 kg [34.7 lb]
16x28	735 [28.94] ±4.0	76.0 L [20.1 gal]	9.15 L [2.42 gal]	10.5 kg [23.0 lb]

CONNECTIONS

MARK	SIZE / TYPE	DRILLING / THREAD	LOCATION
N3	4 in threaded opening	4"-8UN thread (ASME B1.1)	top

DESIGN DATA

ITEM	VALUE
Wave Cyber drawing	111162-00 rev 6
Max working pressure	150 PSI(10.5BAR)
Temperature	34-120° F(1-49°C)
Max vacuum	5"Hg(127mm Hg)
Standard (drawing note)	Tank must meet NSF/ANSI 44 (design requirement, not a listing)
Parts as labelled	FIBERGLASS SHELL, NATURAL POLYPROPYLENE INSERT, NATURAL OR ALMOND INNER LINER, BLACK BASE
Finish	natural FRP standard; blue paint optional (surcharge)

NOTES

1. Prepared by ForeverPure from Wave Cyber drawing 111162-00 rev 6; not a certified vendor drawing. Confirm against Wave Cyber's certified drawing before fabrication.
2. Views show the tallest model (16x65); the other models on this drawing differ in shell height. Values are Wave Cyber's; dual units mm [in], inch values converted.
3. Base, neck and port projections are scaled from the vendor drawing and are approximate. Dimensioned values are as stated by Wave Cyber.
4. Threaded openings take North American top-mount control valves and distributors (2-1/2"-8NPSM / 4"-8UN).
5. Where Wave Cyber's drawing prints conflicting figures, the consistent value is shown and the conflict is referred to Wave Cyber.

FOREVERPURE CORPORATION

2474 De La Cruz Blvd., Santa Clara, CA 95050, USA

tel +1-408-969-2688 ext. 117 | sales@ForeverPure.com | www.ForeverPurePlace.com

WAVE CYBER 16 in FRP PRESSURE VESSEL

16"(4") FRP PRESSURE VESSEL

DRAWN: ForeverPure

DWG NO. FP-WC-C16-4-GA REV B

SHEET 1 OF 1

DUAL UNITS: mm [in] THIRD ANGLE SCALE AS NOTED

DATE 22-Nov-2026