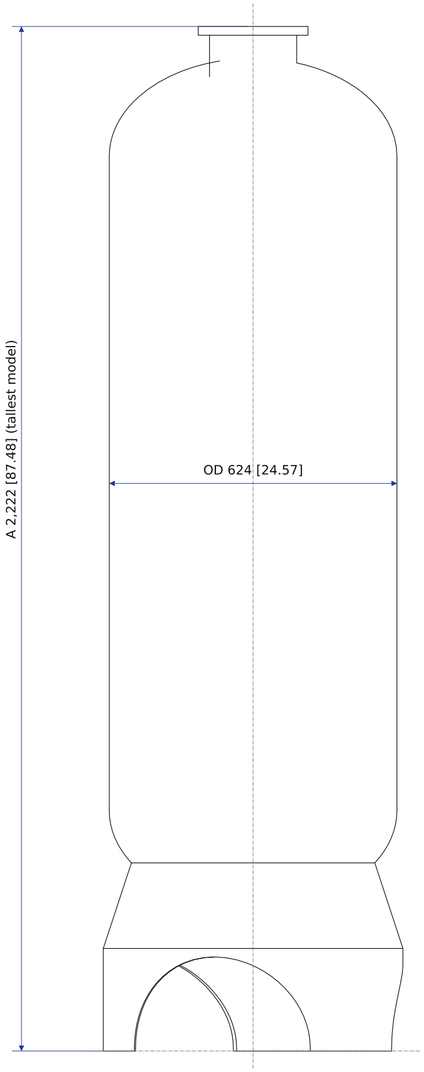

ELEVATION

SCALE 1:10

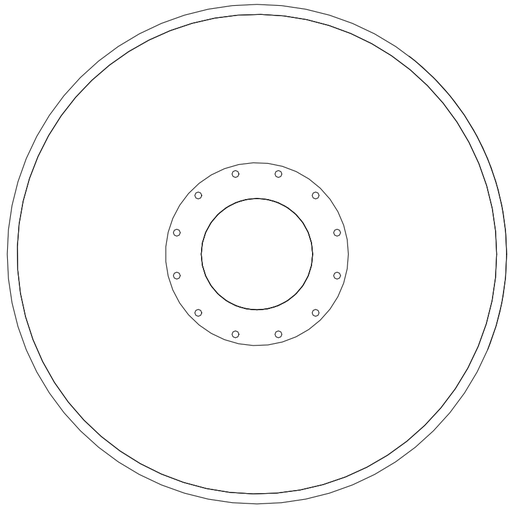

PLAN

SCALE 1:6 (side ports at 0°)



ISOMETRIC (SCALE 1:10)

MODELS ON THIS DRAWING (Wave Cyber data, dual units mm [in])

MODEL	A mm [in]	VOLUME L [US gal]	DOME L [gal]	WEIGHT kg [lb]
24x72	2,222 [87.48] ±20.0	491 L [129.7 gal]	38.0 L [10.03 gal]	64.6 kg [142.3 lb]
24x65	2,014 [79.29] ±15.0	454 L [120.0 gal]	38.0 L [10.03 gal]	55.1 kg [121.5 lb]

CONNECTIONS

MARK	SIZE / TYPE	DRILLING / THREAD	LOCATION
N3	6 in [DN150] Wave Cyber tank flange (not ASME)	12 x Ø9 [0.35] on Ø216 [8.50], OD 238 [9.37]	top
N4	6 in [DN150] Wave Cyber tank flange (not ASME)	12 x Ø9 [0.35] on Ø216 [8.50], OD 238 [9.37]	bottom (inside base)

DESIGN DATA

ITEM	VALUE
Wave Cyber drawing	113242-00 rev 5
Max working pressure	150 PSI(10.5BAR)
Temperature	34-150° F(1-65°C)
Max vacuum	5"Hg(127mm Hg)
Standard (drawing note)	Tank must meet NSF/ANSI 44 (design requirement, not a listing)
Parts as labelled	ALUMINUM FLANGE, FIBERGLASS SHELL, NATURAL INNER LINER, BLACK BASE
Finish	natural FRP standard; blue paint optional (surcharge)

NOTES

1. Prepared by ForeverPure from Wave Cyber drawing 113242-00 rev 5; not a certified vendor drawing. Confirm against Wave Cyber's certified drawing before fabrication.
2. Views show the tallest model (24x72); the other models on this drawing differ in shell height. Values are Wave Cyber's; dual units mm [in], inch values converted.
3. Base, neck and port projections are scaled from the vendor drawing and are approximate. Dimensioned values are as stated by Wave Cyber.
4. 6 in openings are Wave Cyber tank flanges, NOT ASME: fit Wave Cyber 6 in flange kits; specify the ENGLISH bolt kit 20151 for US installations.
5. Anchoring (Wave Cyber): AFTER THE TANK IS LEVELED,IT IS RECOMMENDED THAT THE TANK BE BOLTED TO THE FLOOR IN SIX POSITIONS PER THE TRIPOD BASE BOLT HOLE PATTERN WITH 3/8" ANCH
6. Where Wave Cyber's drawing prints conflicting figures, the consistent value is shown and the conflict is referred to Wave Cyber.

FOREVERPURE CORPORATION

2474 De La Cruz Blvd., Santa Clara, CA 95050, USA

tel +1-408-969-2688 ext. 117 | sales@ForeverPure.com | www.ForeverPurePlace.com

WAVE CYBER 24 in FRP PRESSURE VESSEL

24" FRP PRESSURE VESSEL (DOUBLE FLANGE OPENING)

DRAWN: ForeverPure

DWG NO. FP-WC-C24-6-6-GA REV B

SHEET 1 OF 1

DUAL UNITS: mm [in] THIRD ANGLE SCALE AS NOTED

DATE 22-Nov-2026