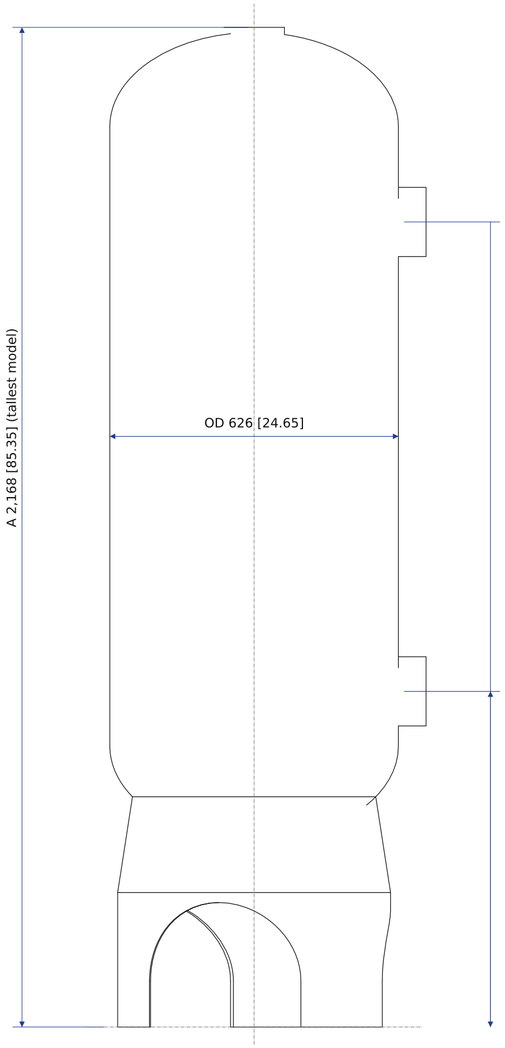

ELEVATION

SCALE 1:10

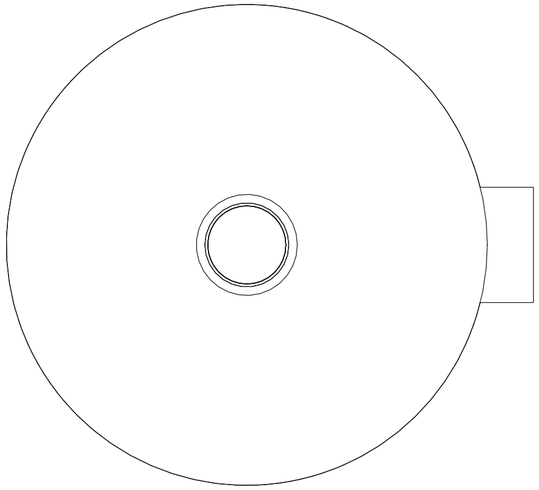

PLAN

SCALE 1:6 (side ports at 0°)



ISOMETRIC (SCALE 1:10)

MODELS ON THIS DRAWING (Wave Cyber data, dual units mm [in])

MODEL	A mm [in]	VOLUME L [US gal]	DOME L [gal]	WEIGHT kg [lb]
24x72	2,168 [85.35]	473 L [125.0 gal]	-	57.3 kg [126.3 lb]

CONNECTIONS

MARK	SIZE / TYPE	DRILLING / THREAD	LOCATION
N3	4 in threaded opening	4"-8UN thread (ASME B1.1)	top
N4	4 in threaded opening	4"-8UN thread (ASME B1.1)	bottom (inside base)
N1 (upper)	4 in side opening (see adaptor note)	per Wave Cyber adaptor (NPT for US)	EL 1,746 [68.74]
N2 (lower)	4 in side opening (see adaptor note)	per Wave Cyber adaptor (NPT for US)	EL 728 [28.66]

DESIGN DATA

ITEM	VALUE
Wave Cyber drawing	114242-00 rev 0
Max working pressure	10.5Bar
Temperature	1℃-49℃ (water medium)
Max vacuum	-
Standard (drawing note)	Tank must meet NSF/ANSI 44 (design requirement, not a listing)
Parts as labelled	FIBERGLASS SHELL, NATURAL POLYPROPYLENE INSERT, SIDE THREAD ASSEMBLY KITS, NATURAL INNER LINER, TRIPOD BASE, A
Finish	natural FRP standard; blue paint optional (surcharge)

NOTES

1. Prepared by ForeverPure from Wave Cyber drawing 114242-00 rev 0; not a certified vendor drawing. Confirm against Wave Cyber's certified drawing before fabrication.
2. Views show the tallest model (24x72); the other models on this drawing differ in shell height. Values are Wave Cyber's; dual units mm [in], inch values converted.
3. Base, neck and port projections are scaled from the vendor drawing and are approximate. Dimensioned values are as stated by Wave Cyber.
4. Threaded openings take North American top-mount control valves and distributors (2-1/2"-8NPSM / 4"-8UN).

FOREVERPURE CORPORATION

2474 De La Cruz Blvd., Santa Clara, CA 95050, USA

tel +1-408-969-2688 ext. 117 | sales@ForeverPure.com | www.ForeverPurePlace.com

WAVE CYBER 24 in FRP PRESSURE VESSEL

24"VESSEL(4"×4") (Threaded Side Inlets)

DRAWN: ForeverPure

DWG NO. FP-WC-C24-SH-GA REV B

SHEET 1 OF 1

DUAL UNITS: mm [in] THIRD ANGLE SCALE AS NOTED

DATE 22-Nov-2026