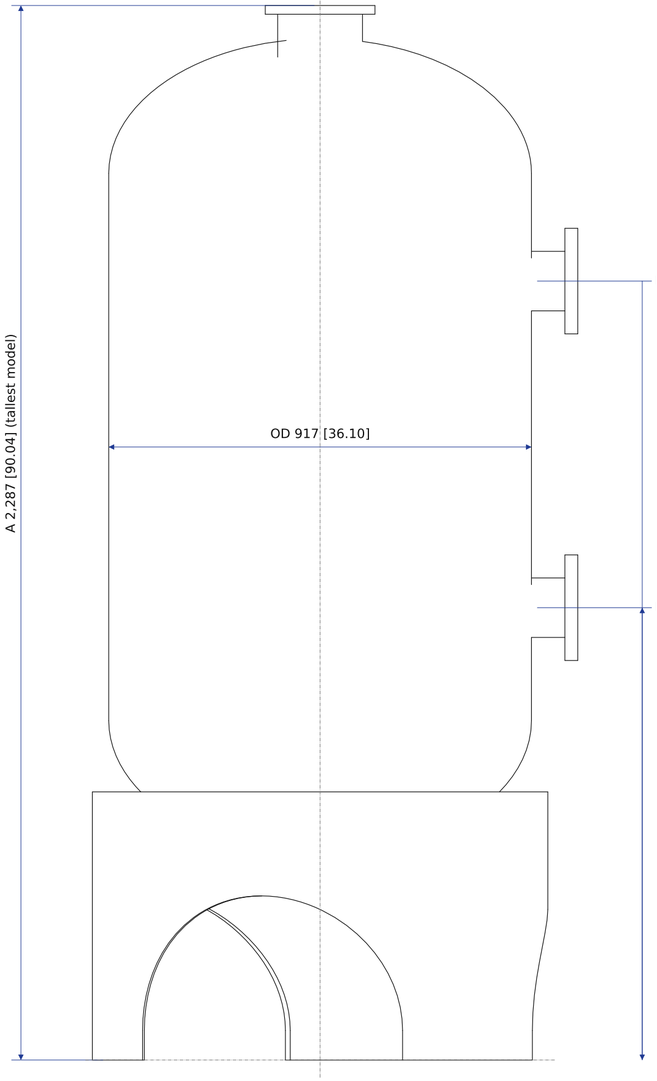

ELEVATION

SCALE 1:10

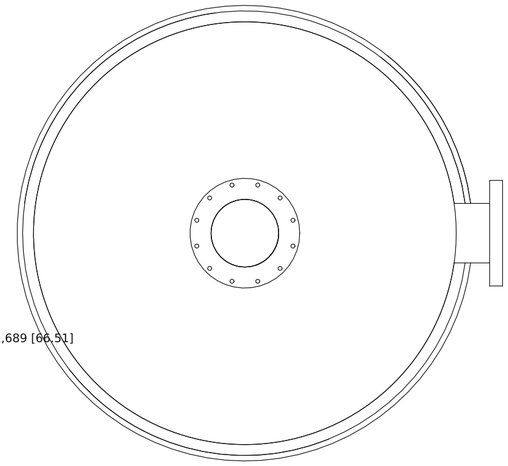

PLAN

SCALE 1:10 (side ports at 0°)



ISOMETRIC (SCALE 1:10)

MODELS ON THIS DRAWING (Wave Cyber data, dual units mm [in])

MODEL	A mm [in]	VOLUME L [US gal]	DOME L [gal]	WEIGHT kg [lb]
36x72	2,287 [90.04]	998 L [263.6 gal]	125.8 L [33.23 gal]	139.7 kg [308.0 lb]

CONNECTIONS

MARK	SIZE / TYPE	DRILLING / THREAD	LOCATION
N3	6 in [DN150] Wave Cyber tank flange (not ASME)	12 x Ø9 [0.35] on Ø216 [8.50], OD 238 [9.37]	top
N4	6 in [DN150] Wave Cyber tank flange (not ASME)	12 x Ø9 [0.35] on Ø216 [8.50], OD 238 [9.37]	bottom (inside base)
N1 (upper)	4 in [DN100] side flange marked ANSI; drilling = ASME B16.5 Cl.150	8 x Ø19 [0.75] on Ø190.5 [7.50], OD 229 [9.02]	EL 1,689 [66.51]
N2 (lower)	4 in [DN100] side flange marked ANSI; drilling = ASME B16.5 Cl.150	8 x Ø19 [0.75] on Ø190.5 [7.50], OD 229 [9.02]	EL 981 [38.62]

DESIGN DATA

ITEM	VALUE
Wave Cyber drawing	13362211-00 rev 6
Max working pressure	150 PSI(10.5BAR)
Temperature	34-150° F(1-65°C)
Max vacuum	5"Hg(127mm Hg)
Standard (drawing note)	Tank must meet NSF/ANSI 44 (design requirement, not a listing)
Parts as labelled	ASME PLATE, FRONT VIEW, TOP VIEW, ANSI FLANGE
Colour	blue shown; colour per order

NOTES

1. Prepared by ForeverPure from Wave Cyber drawing 13362211-00 rev 6; not a certified vendor drawing. Confirm against Wave Cyber's certified drawing before fabrication.
2. Views show the tallest model (36x72); the other models on this drawing differ in shell height. Values are Wave Cyber's; dual units mm [in], inch values converted.
3. Base, neck and port projections are scaled from the vendor drawing and are approximate. Dimensioned values are as stated by Wave Cyber.
4. 6 in openings are Wave Cyber tank flanges, NOT ASME: fit Wave Cyber 6 in flange kits; specify the ENGLISH bolt kit 20151 for US installations.
5. Side flanges are flat-faced FRP: mate to flat-face flanges with a full-face gasket; support piping independently.
6. Anchoring (Wave Cyber): AFTER THE TANK IS LEVELED,IT IS RECOMMENDED THAT THE TANK BE BOLTED TO THE FLOOR IN SIX POSITIONS PER THE TRIPOD BASE BOLT HOLE PATTERN WITH 3/8" ANCH
7. Where Wave Cyber's drawing prints conflicting figures, the consistent value is shown and the conflict is referred to Wave Cyber.

FOREVERPURE CORPORATION

2474 De La Cruz Blvd., Santa Clara, CA 95050, USA

tel +1-408-969-2688 ext. 117 | sales@ForeverPure.com | www.ForeverPurePlace.com

WAVE CYBER 36 in FRP PRESSURE VESSEL

36" FRP PRESSURE TANK (SIDE OPENING)-(ANSI)

DRAWN: ForeverPure

DWG NO. FP-WC-I36-SF-ASME-GA **REV A**

SHEET 1 OF 1

DUAL UNITS: mm [in] THIRD ANGLE SCALE AS NOTED

DATE 21-Nov-2026